

YEAR ONE Newsletter

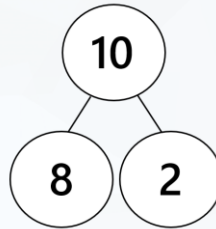
Dear Parents and Carers,

We hope you all had a great half term. It has been lovely welcoming the children back to school this week. We had a brilliant day on Wednesday for our Year 1 Pyjama day! We spent the morning baking cookies and in the afternoon we ate them while watching a film.

We are very lucky to have Miss Hutchinson join us in Year 1. She is training to be a teacher and will stay with us in Year 1 for most of the year.

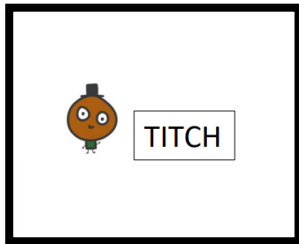
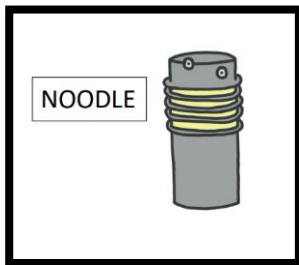
Maths

In maths this week, the children began by finding missing parts of a number. They used part-whole models to work out the missing part by using counters. Next, we looked at the subtraction symbol and how we can use this to write subtraction number sentences from part-whole models (as seen in the picture).



$$10 - 8 = 2$$

$$10 - 2 = 8$$



English

This week Year 1 received a letter from Professor Klunk and their team, which appeared in a magic tin. They told us that they have been using our drawings to help with their Big Dream Story Machine. We have no idea what Professor Klunk looks like so we've been guessing with pictures and writing. They told us they need our help to go on a QUEST. We of course said we'd join them! We have met Professor Klunk's friends Noodle and Titch, who are going to help collect all of the children's amazing ideas and send them to Professor Klunk. Noodle and Titch love tea and biscuits, so the children designed and wrote about the yummiest biscuits and cups of tea they could invent. We are very excited to see where our quest takes us!

Computing and Art

The children used the paintz app to create firework pictures, using the fill and spray tools. In the class, the children also made some lovely firework pictures using black paper and pastels.



Year 1 Pyjama Day



Home learning

We are going to be sending six words each week in the Newsletter for the children to learn. They will be tested on the following Thursday in class. We will try to keep this as low-key and fun as possible but please let us know if your child is having difficulty learning the words at home.

Please practise these at home, you could 'see, cover and write' them. You could also make it fun, can the children cut out letters from a newspaper magazine to make the words up? Can they write it in some sand, or use play dough to make the word?

Here are the first set of words for the children to learn:

Spellings

day

say

play

rain

wait

train

Hope you have a lovely weekend,
Mrs Mockler, Mrs Robinson and Mrs Glennon